

WASHDOWN PROSCAN CONVEYOR SYSTEM

ProScan Max® III Metal Detector & Conveyor System




- ★ **Lifetime** technical support from our factory
- ★ Intralox® 1100 Series modular conveyor belt
- ★ Totally enclosed washdown motor
- ★ Blasted 304 stainless steel welded construction
- ★ Multiple conveyor belt widths available
- ★ Coated aluminum gear reducer

For **Washdown Applications** in Food Processing & Packaging

- ★ Advanced Detection Systems has been identifying and meeting unique metal detection needs for over 30 Years.
- ★ All equipment engineered and manufactured in Milwaukee, WI USA, which lets us provide a "one stop shop" for all your metal detection needs.
- ★ 304 stainless steel components are corrosion-resistant and designed to provide many years of reliable performance.
- ★ Heavy duty welded construction and minimal maintenance conveyors ensure long-term integrity.
- ★ Audio and visual accessories are offered to draw attention to "metal detects".
- ★ Conveyor frame heights are tailored to your specific needs; horizontal and incline construction available.
- ★ Multiple conveyor belt widths and lengths available.


★ **Optional Reject Systems**
Designed exactly for your application needs




★ **Intralox® 1100 Series**
Modular conveyor belt

★ **Washdown Motor**
Totally enclosed and fan cooled. Stainless steel shaft and coated aluminum gear reducer

★ **Quality Construction**
Bead blasted 304 stainless steel welded construction



★ **Optional Detect Alert Beacon**
Visual light and audible horn



★ **Tubular Frame**
Heavy duty construction, long-term integrity



★ **Motor Starter**
Watertight and corrosion resistant



★ **Stainless Steel Ball Bearings**
Inside polymer housing



★ **Articulated Rubber Feet**
Optional casters are available

★ **Technical Support Provided From Our Factory for the Life of the Metal Detector**