


INDUSTRIAL SURROUNDSCAN PROTECTOR LP(Low-Profile)

SurroundScan Protector LP (Low Profile) Metal Detector



- ★ Lifetime technical support from our factory
- ★ Removable end plate facilitates easy installation
- ★ Detects Ferrous, Non-Ferrous & Stainless-Steel
- ★ Engineered to withstand tough applications
- ★ Password protection on touchscreen menu
- ★ Robust and reliable metal detector
- ★ Advanced patented software built in

- ★ Advanced Detection Systems has been identifying and meeting unique metal detection needs for over 30 Years.
- ★ All equipment engineered and manufactured in Milwaukee, WI USA, meaning you receive prompt, expert advice.
- ★ 45% smaller coil enclosure and 40% weight reduction compared to the Protector HD which simplifies installation on conveyor frames where clearance between the conveyor belt and frame is limited.
- ★ All SurroundScan Protectors ensure product purity, defend processing equipment and prevent costly downtime.
- ★ Adjustable RF protection ensures reliable performance in the presence of radiated noise and electrical power fluctuations.

SurroundScan Core Technologies

AccuLearn Technology

Setting up products with the AccuLearn Technology is easy and efficient. In as few as 1-2 minutes, the metal detector will learn a product's signature, allowing clean product to pass through while accurately identifying product that has metal contamination.

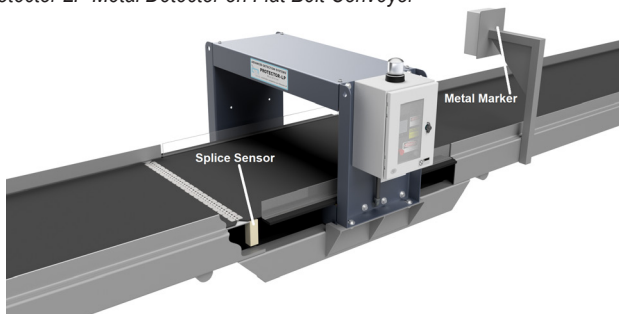
Patented Auto-Balance

Advanced Detection Systems' auto-balance software maintains perfect coil balance and optimum performance, eliminating the cost of a service technician plant visit to re-balance the metal detector.

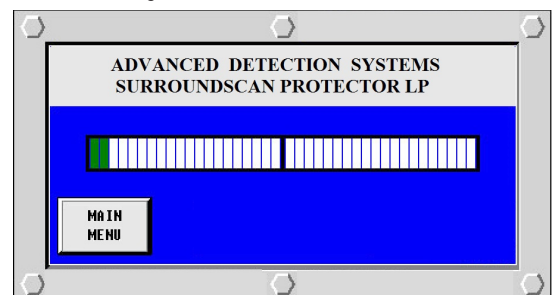
Product Monitor

You get real time signal values for your product and the tramp metal that must be detected

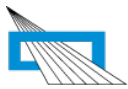
Protector LP Metal Detector on Flat Belt Conveyor



Protector LP Digital Touchscreen



★ Call Us For Expert Support of Advanced Detection Systems' Equipment - Regardless of Its Age



ENGINEERING DRIVEN - CUSTOMER SERVICE FOCUS

CUSTOMER FOCUSED SERVICES

Advanced Detection Systems engineering, sales and service staff work together from our Milwaukee, WI factory to provide outstanding customer service from experts in metal detection. We listen to our customers to gain an understanding of their needs and apply our experience in their trade to provide metal detection equipment that is sized and positioned for the best possible performance in their specific application.

ADVANCED TECHNOLOGY

Our engineering staff has developed technology over many years that is designed to maximize performance and simplify the use of metal detection in plastics regrind, recycling and many other industries.

FEATURES DESIGNED TO MEET YOUR SPECIFIC NEEDS

Advanced Detection Systems splice sensor accessory allows our customers to use stainless-steel conveyor belt splices without compromising the metal detection operation. Our metal marking devices are actuated by the metal detector can be designed for your specific application. The Protector HD's *Product Monitor* feature provides real time signals from your product and the more conductive metal. This makes it easy to adjust the Protector HD's settings to detect the metal that must be removed from your product stream.

METAL DETECTOR TRAINING

We recognize the importance of quality training for our customers to ensure they are using their investment in metal detection properly. Our training programs are conducted by certified factory service technicians and local representatives on-site or through computer screen/mobile device for our customer's convenience and safety. Advanced Detection Systems can also customize any training program to meet your specific needs.

REPLACEMENT PARTS

Advanced Detection Systems offers replacement parts and spare parts lists for your equipment. Our factory trained service technicians, engineers and sales staff are experts on our metal detection systems. Ask us about developing a spares part list for your specific metal detection system to prevent downtime that can be expensive and disastrous. Our staff is available to assist in identifying parts needed for your metal detector and we can easily look up the information in our system. Many parts are currently in stock and available for same day shipment, including electronic replacement parts that are unique to your specific metal detection system.

FIELD SERVICE

Our factory service staff and local representatives are available to provide on-site support. We offer a variety of metal detector services that will ensure consistent metal detector performance and employee familiarity with operation of your metal detection equipment, such as on-site trouble shooting for metal detectors, splice sensors, metal marking devices, metal detector start-up and employee training.

A sister company of



***Call Us For Expert Support of Advanced Detection Systems' Equipment - Regardless of Age**