


# ADVANCED DETECTION SYSTEMS


## SurroundScan Protector Metal Marker Device



Metal Marker Device Installed on Troughed Belt



Metal Marker Device



Metal Marker

### Removing Detected Metal

Some conveyors have an automatic reject device such as a plow or diverter incorporated into the conveyor's design. This reject device automatically removes detected metal from the product stream. However, conveyor systems without an automatic reject device can use a Metal Marker Accessory to aid in the tramp metal removal process.

A Metal Marker, used in conjunction with a metal detector, marks the location of Ferrous, Non-Ferrous or Stainless Steel metal that has been detected. This makes the tramp metal easier and less time consuming to find and remove from the conveyor belt.

### How the Metal Marker Works

When tramp metal is detected by the metal detector it actuates the metal marker device, dropping a marker at the location of the tramp metal and stopping the conveyor. The dispensed marker helps the operator locate the metal that must be removed from the conveyed material before the conveyor is powered up again. The detection, marking and removal of tramp metal is a critical line of defense in preventing damage to processing equipment and costly downtime.



### Common Uses

Metal markers are most useful when the conveyor belt is 48" or wider because the amount of material on wide belts can make it difficult for the operator to spot the metal. Metal markers typically dispense a brightly colored, highly visible marker or flag. Other marker systems spray brightly colored, liquid dye.

### Location of Installation

The metal marker should be installed on the conveyor frame downstream of the metal detector outside the metal detector's metal free zone to avoid false triggers caused by the movement of the metal marking mechanism. The recommended distance is 36" from the metal detector.

### Setting Up the Metal Marker

The timing of the metal marker's dispensing mechanism is controlled by the reject delay and operate time settings in the metal detector's touch screen menu. The delay and operate time is set to dispense the marker when the detected tramp metal has reached the location of the marker device downstream of the detector. The metal detector and metal marker systems must be installed far enough upstream of the conveyor discharge to stop the conveyor before the metal reaches the discharge point of the conveyor.

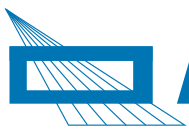
### Restarting the Conveyor

After the operator has located and removed the tramp metal the marker is reloaded into the marker mechanism, the metal detector is reset and the conveyor system can be powered up.

To learn more, please contact us:

Phone: 414-672-0553

Email: [sales@adsdetection.com](mailto:sales@adsdetection.com)



# ADVANCED DETECTION SYSTEMS

## Aftermarket Support with Customer Service Focus

Advanced Detection Systems outstanding metal detector service is a team effort. Our sales, engineering and service staff experts coordinate our support to meet your specific service needs.

### Provide Customer Focused Service

Over the years, Advanced Detection Systems has developed a variety of services and training programs. These are designed to help our customers stay current in the best practice methods of use for their metal detectors, optimizing the value of their metal detection investment. Your purchase of a metal detector from Advanced Detection Systems includes expert technical support for the life of the equipment. This includes installation, start-up and the testing needs for your metal detection system. Some of the services we offer are: Verification Services for any make/model metal detector, On-site Field Service, Metal Detector Training, Software Upgrades and FREE Product Testing with guaranteed detection levels. Service is provided from our service technicians, factory sales and local representatives that are HACCP (Hazard Analysis Critical Control Point) certified. Our engineering, factory sales staff and local manufacturer's reps are also on standby to assist our customers.

### Free Product Testing

Use our free product testing service to ensure that you are investing in the best possible metal detector for your application. Advanced Detection Systems product testing service is conducted promptly at our factory lab in Milwaukee, WI - USA. Our up front product testing leads to trouble free start-up of the metal detection system at your facility. This service allows us to build the metal detector for optimum performance and reliability for your specific products. When you utilize our product testing service, you will receive a factory Sensitivity Guarantee indicating the optimal ferrous, non-ferrous and stainless-steel detection levels for your specific products.

### Metal Detector Verification & Services

Advanced Detection Systems HACCP (Hazard Analysis Critical Control Point) certified factory service technicians and certified local representatives conduct verification and calibration services on-site and are compliant with most QA programs, audits, HACCP and GMP (Good Manufacturing Practices) standards.

As your metal detector usage comes under scrutiny applied by government regulations, auditors and your customers; there is an opportunity to meet expectations and improve your competitive advantage by being proactive in verifying your metal detectors on an annual basis. These services are offered on any make/model metal detection system or equipment.

### Metal Detector Training

We recognize the importance of quality training for our customers to ensure optimal use of their metal detector. Our training programs are conducted by certified factory service technicians and local representatives on-site or if preferred, online for our customer's convenience. Advanced Detection Systems can also customize any training program to meet your specific needs. Our training programs can include information on: Metal Detector 101 - How They Work, Security Features - Protection from Unauthorized Tampering, supervisory personnel setup and clearances, electrical power supply and operation of the metal detector, accessing and managing data settings/change, Product Monitor, use of reject devices and settings, touchscreen calibration and menu options and any specific topic per your application or industry.

### Replacement Parts

Advanced Detection Systems offers replacement parts and spare parts lists for your equipment. Our factory trained service technicians, engineers and sales staff are experts on our metal detection systems. Metal detectors are a Critical Control Point and therefore must remain in service. Ask us about developing a spares part list for your specific metal detection system to prevent downtime that can be expensive and disastrous. Our staff is available to assist in identifying parts needed for your metal detector and we can easily look up the information in our system. Many parts are currently in stock and available for same day shipment, including electronic replacement parts that are unique to your specific metal detection system.

### Field Service

We have responsive HACCP (Hazard Analysis Critical Control Point) certified service technicians and local representatives at your service. We offer a variety of plant level metal detector services that will ensure consistent metal detector performance and employee familiarity with the operation of your metal detection systems, such as: on-site trouble shooting for metal detectors, conveyors and reject devices, metal detector start-up and employee training, verification services, metal detector software upgrades and metal detector testing.



**ADVANCED DETECTION SYSTEMS**

4740 West Electric Avenue, Milwaukee, WI 53219 USA

[www.adsdetection.com](http://www.adsdetection.com) | [sales@adsdetection.com](mailto:sales@adsdetection.com)

Phone: 414-672-1283

ver. 9-24

*\* Call Us For Expert Support of Advanced Detection Systems' Equipment - Regardless of Its Age*